



## REMOTE GREASE LINES



**LUBE  
Control**


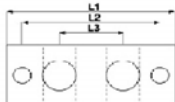
Lube Control Pty Ltd  
Unit 5/53 Norfolk Rd,  
Marion,  
SA 5043  
t: (08) 8298 5563  
f: (08) 8298 6253  
e: info@lubecontrol.com.au

Now you can grease those hard to reach, dangerous or contaminated grease points.  
Simply run remote grease lines from your difficult to reach grease points to a grease anchor block. Be confident that the grease tubes will not burst under pressure.

For normal operating environments use our 6mm high pressure nylon tube. The 6mm high pressure tube can be used either with a variety of compression or push-in fittings. It is possible to comfortably run this 6mm high pressure grease tube up to 5 meters from the grease anchor block. Ideal for both indoor and outdoor use


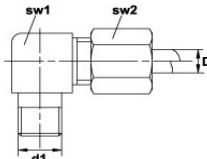
For extreme environments, where extended vibration, direct sunlight, extreme weather conditions exist use our 8.6mm or 11.3mm high pressure, field adaptable grease hose. These are easily assembled with a hose end and screw sleeves. It is possible to run our 8.3mm high pressure grease hose up to 12 meters from the grease anchor block.

### REMOTE GREASE BLOCKS


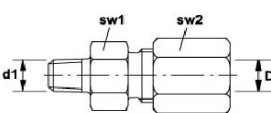
REMOTE GREASE ANCHOR BLOCKS	Part number		Qty
 	99-RGB1	1 point 1/8BSP grease block c/w grease nipple	
	99-RGB2	2 point 1/8BSP grease block c/w grease nipple	
	99-RGB3	3 point 1/8BSP grease block c/w grease nipple	
	99-RGB4	4 point 1/8BSP grease block c/w grease nipple	
	99-RGB5	5 point 1/8BSP grease block c/w grease nipple	
	99-RGB6	6 point 1/8BSP grease block c/w grease nipple	
	99-RGB8	8 point 1/8BSP grease block c/w grease nipple	

### HIGH PRESSURE OPTION - NYLON TUBING (1,400PSI)


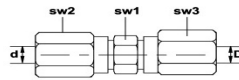
#### COMPRESSION FITTINGS

90deg COMPRESSION FITTING	Part number		Qty
 	99-CF906M	90 deg M6 x 6mm tube comp fitting	
	99-CF906MSS	SS 90 deg M6 x 6mm tube comp fitting	
	99-CF908M	90 deg M8 x 6mm tube comp fitting	
	99-CF908MSS	SS 90 deg M8 x 6mm tube comp fitting	
	99-CF901/8	90 deg 1/8BSP x 6mm tube comp fitting	
	99-CF901/8SS	SS 90 deg 1/8BSP x 6mm tube comp fitting	


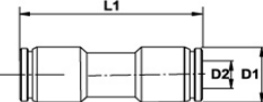
#### STRAIGHT COMPRESSION FITTING

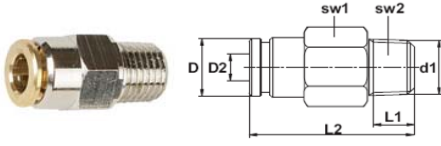
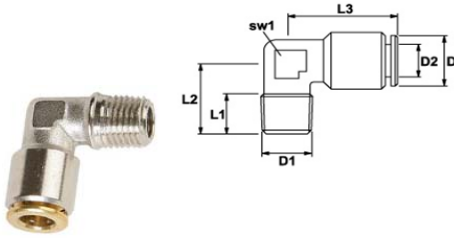
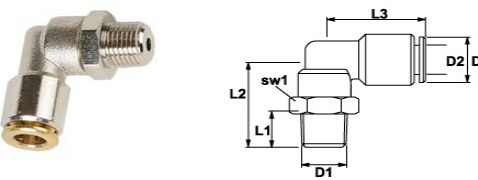

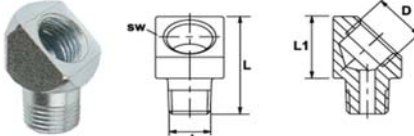
STRAIGHT COMPRESSION FITTING	Part number		Qty
 	99-SCF6M	Straight M6 x 6mm tube comp fitting	
	99-SCF6MSS	SS Straight M6 x 6mm tube comp fitting	
	99-SCF8M	Straight M8 x 6mm tube comp fitting	
	99-SCF8MSS	SS Straight M8 x 6mm tube comp fitting	
	99-SCF1/8	Straight 1/8BSP x 6mm tube comp fitting	
	99-SCF1/8SS	SS Straight 1/8BSP x 6mm tube comp fitting	
	99-SCF1/4	Straight 1/4BSP x 6mm tube comp fitting	

#### CONNECTOR

CONNECTOR	Part number		Qty
 	99-C6M	6mm x 6mm straight comp fitting connector	
	99-C6MSS	SS 6mm x 6mm straight comp fitting connector	

#### PUSH IN CONNECTORS

PUSH IN CONNECTOR	Part number		Qty
 	99-PIC6M	6mm x 6mm straight push in fitting connector	

PUSH IN STRAIGHT CONNECTOR (for plastic tube)		Part number	Qty
	99-PISC6M	Straight M6 x 6mm tube push in fitting	
	99-PISC8M	Straight M8 x 6mm tube push in fitting	
	99-PISC10M	Straight M10 x 6mm tube push in fitting	
	99-PISC1/8	Straight 1/8BSP x 6mm tube push in fitting	
	99-PISC1/8NPT	Straight 1/8NPT x 6mm tube push in fitting	
	99-PISC1/4UNF	Straight 1/4UNF x 6mm tube push in fitting	
	PUSH IN ELBOW CONNECTOR (for plastic tube)		Part number
	99-PIEC906M	90 deg M6 x 6mm tube push in fitting	
	99-PIEC908M	90 deg M8 x 6mm tube push in fitting	
	99-PIEC9010M	90 deg M10 x 6mm tube push in fitting	
	99-PIEC901/8	90 deg 1/8BSP x 6mm tube push in fitting	
	99-PIEC901/8NPT	90 deg 1/8NPT x 6mm tube push in fitting	
	99-PIEC901/4UNF	90 deg 1/4UNF x 6mm tube push in fitting	
PUSH IN SWIVEL CONNECTOR 90 DEGREES (for plastic tube)		Part number	Qty
	99-PISWC906M	90 deg swivel M6 x 6mm tube push in fitting	
	99-PISWC908M	90 deg swivel M8 x 6mm tube push in fitting	
	99-PISWC9010M	90 deg swivel M10 x 6mm tube push in fitting	
	99-PISC901/8	90 deg swivel 1/8BSP x 6mm tube push in fitting	
	99-PISC901/8NPT	90 deg swivel 1/8NPT x 6mm tube push in fitting	
	99-PISC901/4UNF	90 deg swivel 1/4UNF x 6mm tube push in fitting	
ADAPTORS			
ADAPTER STRAIGHT		Part number	Qty
	98-04011600106	Straight M8/1M x M10/1M (18mm)	
	98-04011600206	Straight M10/1M x M10/1M (18mm)	
	98-04011600306	Straight 1/8BSP M x M10/1M (18mm)	
	98-04011600506	Straight M6/1M x M10/1M (24mm)	
	98-04011600606	Straight M10/1M x M10/1M (50mm)	
	98-04011600706	Straight M10/1M x M10/1M (35mm)	
	98-04011600806	Straight M8/1M x M8/1M (35mm)	
	98-04011601006	Straight 1/4BSP M x 1/8BSP(M10)M (35mm)	
	98-04011601106	Straight 1/4BSP M x 1/8BSP(M10)M (55mm)	
	98-04011601206	Straight 1/4BSP M x 1/8BSP(M10)M (26mm)	
98-04011601306	Straight 1/4UNEF M x 1/8BSP(M10)M(24mm)		
98-04011601406	Straight 1/4UNF M x 1/8BSP (M10)M(24mm)		
ADAPTER 45 DEGREES		Part number	Qty
	99-A451/8	45 deg 1/8BSPM x 1/8BSPF Adaptor	
	98-100210095	45 deg M6/1M x M8/1F	
	98-100210085	45 deg M8/1 Male x M8/1	

ADAPTER 90 DEGREES	Part number	Qty
	99-A901/8	90 deg 1/8BSPM x 1/8BSPF Adaptor
	98-100210032	90deg 1/4UNFM / 1/8 BSPF
	98-100210010	90deg M6/1M x M10/1F
	98-100210020	90 deg M8/1M x 1/8 BSPF

**NYLON HOISING**

PLASTIC TUBE SEMI-RIGID - 6mm 1,400PSI	Part number	Qty
	99-PT25MGF	25m x 6mm grease filled high pressure tube
	99-PT100MGF	100m x 6mm grease filled high pressure tube
	99-PT23M	25m x 6mm high pressure tube - empty
	99-PT100M	100m x 6mm high pressure tube - empty

**EXTREME HIGH PRESSURE OPTION - SINGLE BRAIDED RE-USABLE TUBING (11,600PSI)**

**HOSE STUDS**

HOSE STUD WITH SCREW SLEEVE 45 DEGREES	Part number	Qty
	99-HS456M	45 deg x 6mm hose stud

HOSE STUD WITH SCREW SLEEVE 90 DEGREES	Part number	Qty
	99-HS906M17	90 deg x 6mm hose stud (17 x 29)
	99-HS906MSS	SS 90 deg x 6mm hose stud
	99-HS906M22	90 deg x 6mm hose stud (22 x 45)

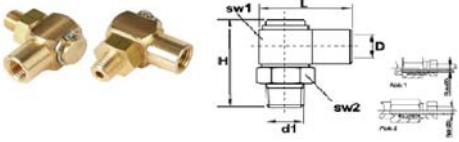
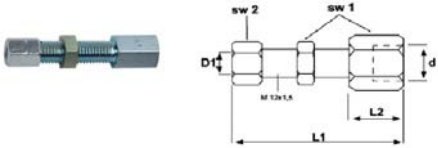
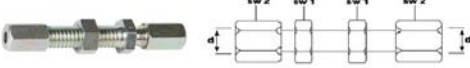
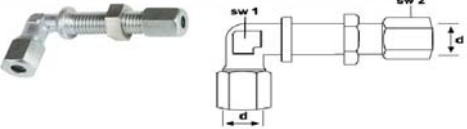






HOSE STUD STRAIGHT	Part number	Qty
	<b>FIG. 2</b>	
	100-054-4	
	99-HSS20M	Straight 6mm hose stud (20mm)
	99-HSS30M	Straight 6mm hose stud (30mm)
	99-HSS65M	Straight 6mm hose stud (65.5mm)
	<b>FIG. 3</b>	
99-HSS11M	Straight 6mm x 11.3mm hose, hose stud (21.5mm)	

SCREW SLEEVE	Part number	Qty
	<b>For high pressure hose 4.1 x 8.75</b>	
	99-SS	Screw sleeve
	99-SSSS	SS Screw sleeve
	<b>For high pressure hose 6.35 x 11.3</b>	
	99-SS11	Screw sleeve 11.3mm hose
	99-SS11MSS	SS Screw sleeve 11.3mm hose

HIGH PRESSURE HOSE - 8.3mm & 11.3mm 11,600PSI	Part number	Qty
	99-HPH50MGF	50m x 8.6mm grease filled high pressure tube/m
	99-HPH50M	50m x 8.6mm high pressure tube - empty/m
	99-EHP100MGF	100m x 11.3mm grease filled high pressure tube
	99-EHP100M	100m x 11.3mm high pressure tube - empty

**ACCESSORIES**

SWIVEL UNION	Part number	Qty
	99-SU1/8M	Swivel Union 6mm x 1/8BSP

BANJO FITTING 90 DEGREE ANGLE	Part number	Qty
	99-BF1/8	Banjo fitting M10 x 1/8BSP
<b>BULK HEAD</b>	Part number	Qty
	99-BH6M	Bulkhead 6mm tube x (33mm)
<b>BULK HEAD STRAIGHT</b>	Part number	Qty
	99-BHS6M	Bulkhead 6mm tube x 6mm tube
	99-BHS6MSS	SS Bulkhead 6mm tube x 6mm tube
<b>BULKHEAD ELBOW</b>	Part number	Qty
	99-BE906M	Bulkhead 90dg 6mm tube x 6mm tube
	99-BE906MSS	SS Bulkhead 90dg 6mm tube x 6mm tube
<b>COUPLING NUT</b>	Part number	Qty
	99-CN	Compression nut
	99-CNSS	SS Compression nut
<b>OLIVE</b>	Part number	Qty
	99-CO	Compression olive
	99-COSS	SS Compression olive
<b>1/4 Rubber Hose 1200PSI Burst</b>	Part number	Qty
	97-PL14	1/4 Rubber hose, pushon on style
<b>1/4 Rubber Tails</b>	Part number	Qty
	97-802-0402	1/8 BSP female Pushon fitting (need nipple S27-0202)
	97-801-0402	1/8 BSP male Pushon fitting
<b>1/8BSP Nipple</b>	Part number	Qty
	97-S27-0202	1/8BSPM x 1/8BSPM nipple
<b>Thread Tester</b>	Part number	Qty
	96-GFTT	Grease nipple thread tester